

SCHOOL PERFORMANCE FACT SHEET
CALENDAR YEARS 2014 & 2015

Nursing Assistant - 12 Week Part-time Program

On-Time Completion Rates (Graduation Rates)

Includes data for the two calendar years prior to reporting.

Calendar Year	Number of Students Who Began the Program	Students Available for Graduation	Number of On-Time Graduates	On-Time Completion Rate
2014	0	0	n/a	n/a
2015	0	0	n/a	n/a

Student's Initials: __ Date: __

Initial only after you have had sufficient time to read and understand the information.

150% TABLE OPTIONAL ↓

Students Completing Within 150% of the Published Program Length

Calendar Year	Number of Students Who Began the Program	Students Available for Graduation	150% Graduates	150% Completion Rate
2014	0	0	0	n/a
2015	0	0	0	n/a
**20XX	n/a	n/a	n/a	n/a
**20XY	n/a	n/a	n/a	n/a

**Included if the program is more than one year in length.

Student's Initials: __ Date: __

Initial only after you have had sufficient time to read and understand the information.

Job Placement Rates (includes data for the two calendar years prior to reporting)

Calendar Year	Number of Students Who Began Program	Number of Graduates	Graduates Available for Employment	Graduates Employed in the Field	Placement Rate % Employed in the Field
2014	0	0	0	0	0
2015	0	0	0	0	0

You may obtain from the institution a list of the employment positions determined to be in the field for which a student received education and training. [\(Insert how student can obtain this information.\)](#)


Gainfully Employed Categories (includes data for the two calendar years prior to reporting)

Part-Time vs. Full-Time Employment

Calendar Year	Graduate Employed in the Field 20-29 Hours Per Week	Graduates Employed in the Field at Least 30 Hours Per Week	Total Graduates Employed in the Field
2014	0	0	0
2015	0	0	0

Single Position vs. Concurrent Aggregated Position

Calendar Year	Graduates Employed in the Field in a Single Position	Graduates Employed in the Field in Concurrent Aggregated Positions	Total Graduates Employed in the Field
2014	0	0	0
2015	0	0	0



Self-Employed / Freelance Positions

Calendar Year	Graduates Employed who are Self- Employed or Working Freelance	Total Graduates Employed in the Field
2014	0	0
2015	0	0

Institutional Employment

Calendar Year	Graduates Employed in the Field who are Employed by the Institution, an Employer Owned by the Institution, or an Employer who Shares Ownership with the Institution.	Total Graduates Employed in the Field
2014	0	0
2015	0	0


Student's Initials: __ Date: __

Initial only after you have had sufficient time to read and understand the information.

IF the majority of graduates from this program obtain jobs in self-employment or freelance work add:

This program may result in freelance or self-employment.

- The work available to graduates of this program is usually for freelance or self-employment.
- This type of work may not be consistent.
- The period of employment can range from one day to weeks to several months.
- Hours worked in a day or week may be more or less than the traditional 8 hour work day or 40 hour work week.
- You can expect to spend unpaid time expanding your networks, advertising, promoting your services, or honing your skills.
- Once graduates begin to work freelance or are self-employed, they will be asked to provide documentation that they are employed as such so that they may be counted as placed for our job placement records.
- Students initialing this disclosure understand that either a majority or all of this school's graduates are employed in this manner and understand what comprises this work style.



Student's Initials: __ Date: __

Only initial after you have had sufficient time to read and understand the information.

License Examination Passage Rates (includes data for the two calendar years prior to reporting)

First Available Exam Date	Date Exam Results Announced	Number of Graduates in Calendar Year	Number of Graduates Taking Exam	Number Who Passed Exam	Number Who Failed Exam	Passage Rate
mm/dd/yyyy		n/a	n/a	n/a	n/a	n/a
mm/dd/yyyy						
mm/dd/yyyy						
mm/dd/yyyy						
mm/dd/yyyy		n/a	n/a	n/a	n/a	n/a
mm/dd/yyyy						
mm/dd/yyyy						
mm/dd/yyyy						

Licensure examination passage data is not available from the state agency administering the examination. We are unable to collect data from # graduates.


Student's Initials: __ Date: __

Initial only after you have had sufficient time to read and understand the information.

OR

Calendar Year	Number of Graduates in Calendar Year	Number of Graduates Taking Exam	Number Who Passed First Available Exam	Number Who Failed First Available Exam	Passage Rate
2014	0	0	0	0	n/a
2015	0	0	0	0	n/a

Licensure examination passage data is not available from the state agency administering the examination. We are unable to collect data from # graduates.



Student's Initials: __ Date: __

Initial only after you have had sufficient time to read and understand the information.

Salary and Wage Information (includes data for the two calendar years prior to reporting)

Annual salary and wages reported for graduates employed in the field.

Calendar Year	Graduates Available for Employment	Graduates Employed in Field	\$20,001	\$35,001	\$40,001	\$45,001	No Salary Information Reported
			- \$25,000	- \$40,000	- \$45,000	- \$50,000	
2014	0	0	n/a	n/a	n/a	n/a	n/a
2015	0	0	n/a	n/a	n/a	n/a	n/a

A list of sources used to substantiate salary disclosures is available from the school. ([Insert how student can obtain this information.](#))

Student's Initials: __ Date: __

Initial only after you have had sufficient time to read and understand the information.


Cost of Educational Program

Total charges for the program for students completing on-time in 2015: \$0. Additional charges may be incurred if the program is not completed on-time.

Student's Initials: __ Date: __

Initial only after you have had sufficient time to read and understand the information.

Federal Student Loan Debt



Most recent three year cohort default rate, as reported by the United State Department of Education.¹	The percentage of enrolled students in 2015 receiving federal student loans to pay for this program.	The average amount of federal student loan debt of 2015 graduates who took out federal student loans at this institution.	The percentage of graduates in 2015 with federal student loans as calculated by the institution.
n/a	n/a	n/a	n/a

¹The percentage of students who defaulted on their federal student loans is called the Cohort Default Rate (CDR). It shows the percentage of this school's students who were more than 270 days (9 months) behind on their federal student loans within three years of when the first payment was due. This is the most recent CDR reported by the U.S. Department of Education.

Student's Initials: __ Date: __

Initial only after you have had sufficient time to read and understand the information.

OR – ONE OF THE FOLLOWING IF THE INSTITUTION DOES NOT PARTICIPATE IN FEDERAL FINANCIAL AID PROGRAMS:

Students at Health Care Academy are not eligible for federal student loans. This institution does not meet the U.S. Department of Education criteria that would allow its students to participate in federal student aid programs.


Health Care Academy is eligible, but chooses not to participate in federal student aid programs. Therefore students who attend this institution do not have federal student loans.

Student's Initials: __ Date: __

Initial only after you have had sufficient time to read and understand the information.

This fact sheet is filed with the Bureau for Private Postsecondary Education. Regardless of any information you may have relating to completion rates, placement rates, starting salaries, or license exam passage rates, this fact sheet contains the information as calculated pursuant to state law.

Any questions a student may have regarding this fact sheet that have not been satisfactorily answered by the institution may be directed to the Bureau for Private Postsecondary Education at 2535 Capitol Oaks Drive, Suite 400, Sacramento, CA 95833, www.bppe.ca.gov, toll-free telephone number (888) 370-7589 or by fax (916) 263-1897.




Student Name - Print

Student Signature

Date

School Official

Date




DELETE “*” STATEMENT IF NOT APPLICABLE ↓

* = This program is new. Therefore, the number of students who graduate, the number of students who are placed, or the starting salary you can earn after finishing the educational program are unknown at this time. Information regarding general salary and placement statistics may be available from government sources or from the institution, but is not equivalent to actual performance data. This program was approved by the Bureau on 03/03/2016. As of 03/03/2018, two full years of data for this program will be available.

Definitions


- “Number of Students Who Began the Program” means the number of students who began a program who were scheduled to complete the program within 100% of the published program length within the reporting calendar year and excludes all students who cancelled during the cancellation period.
- “Students Available for Graduation” is the number of students who began the program minus the number of students who have died, been incarcerated, or been called to active military duty.
- “Number of On-time Graduates” is the number of students who completed the program within 100% of the published program length within the reporting calendar year.
- “On-time Completion Rate” is the number of on-time graduates divided by the number of students available for graduation.
- “150% Graduates” is the number of students who completed the program within 150% of the program length (includes on-time graduates).
- “150% Completion Rate” is the number of students who completed the program in the reported calendar year within 150% of the published program length, including on-time graduates, divided by the number of students available for graduation.
- “Graduates Available for Employment” means the number of graduates minus the number of graduates unavailable for employment.
- “Graduates Unavailable for Employment” means the graduates who, after graduation, die, become incarcerated, are called to active military duty, are international students that leave the United States or do not have a visa allowing employment in the United States, or are continuing their education in an accredited or bureau-approved postsecondary institution.
- “Graduates Employed in the Field” means graduates who beginning within six months after a student completes the applicable educational program are gainfully employed, whose employment has been reported, and for whom the institution has documented verification of employment. For occupations for which the state requires passing an examination, the six months period begins after the announcement of the examination results for the first examination available after a student completes an applicable educational program.
- “Placement Rate Employed in the Field” is calculated by dividing the number of graduates gainfully employed in the field by the number of graduates available for employment.
- “Number of Graduates Taking Exam” is the number of graduates who took the first available exam in the reported calendar year.

-
- “First Available Exam Date” is the date for the first available exam after a student completed a program.
 - “Passage Rate” is calculated by dividing the number of graduates who passed the exam by the number of graduates who took the reported licensing exam.



Health Care Academy
150 Paularino Ave., #B141
Costa Mesa, Ca. 92626
949.223.0700 / www.healthcare-academy.net

- “Number Who Passed First Available Exam” is the number of graduates who took and passed the first available licensing exam after completing the program.
- “Salary” is as reported by graduate or graduate’s employer.
- “No Salary Information Reported” is the number of graduates for whom, after making reasonable attempts, the school was not able to obtain salary information.



STUDENT'S RIGHT TO CANCEL

1. Students have the right to cancel and obtain a refund of charges paid through attendance at the first class session or the seventh day after enrollment, whichever is later.
2. Cancellation shall occur when you give written notice of cancellation at the address of the School shown on the top of the front page of this Contract. You can do this by mail, hand delivery, or email.
3. The written notice of cancellation, if sent by mail, is effective when deposited in the mail properly addressed with postage prepaid.
4. The written notice of cancellation need not take any particular form, and, however expressed, it is effective if it shows that you no longer wish to be bound by this contract.
5. The student has the right to cancel the enrollment agreement and obtain a refund of charges paid through attendance at the first class session, or the seventh day after enrollment, whichever is later. The date by which you must exercise your right to cancel or withdraw is:

6. If the student has received federal student financial aid funds, the student is entitled to a refund of moneys not paid from federal student financial aid programs. The Academy will refund any money that you paid within 45 days after the Academy receives your notice of cancellation. Send cancellation notice to Administrator, Health Care Academy, 150 Paularino Ave., Suite B141, Costa Mesa, CA 92626.
7. The institution shall advise each student that a notice of cancellation shall be in writing, and that a withdrawal may be effectuated by the student's written notice or by the student's conduct, including, but not limited to, a student's lack of attendance.

